

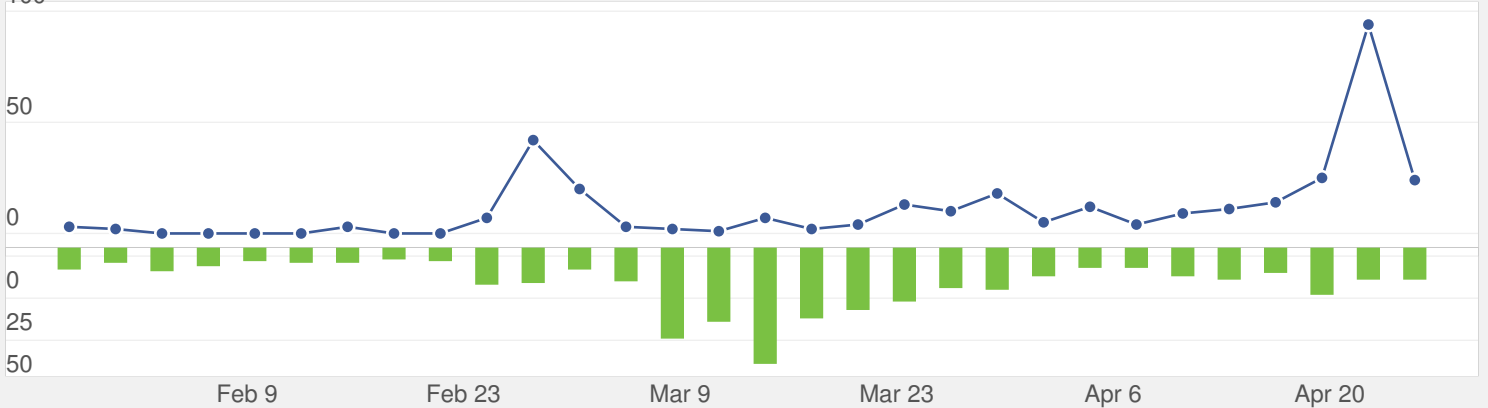
FACEBOOK PAGE REPORT

from January 27, 2015 - April 26, 2015

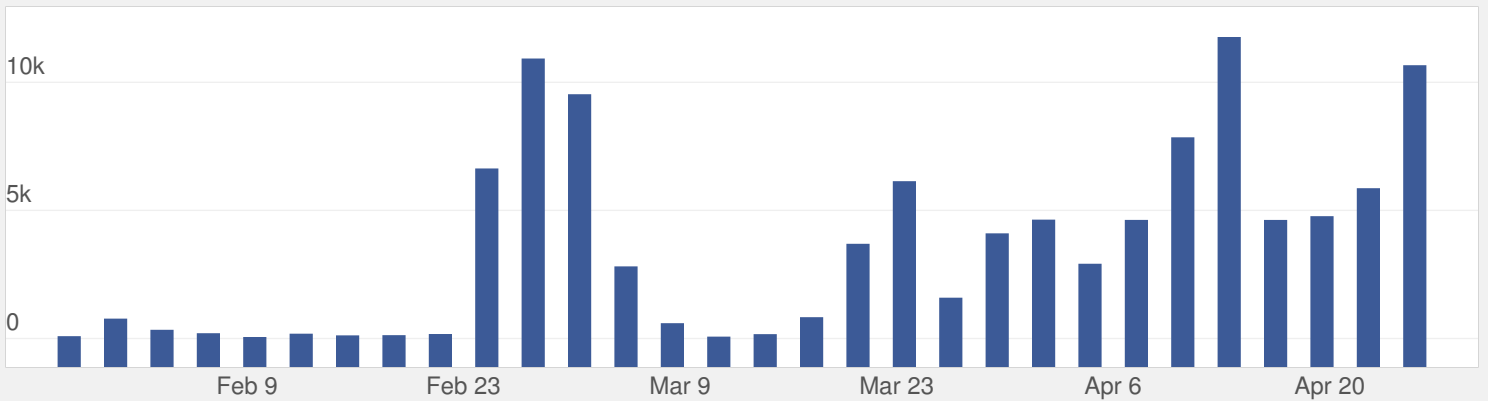
LEGACY.ENTERPRISES

Anti-Stupid

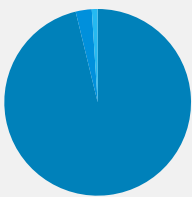
FAN GROWTH **8.34k** Total Likes, and **300** people talking about this New Fans **335** Unliked your Page **499**



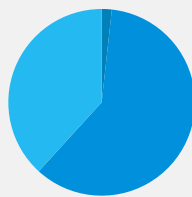
PAGE IMPRESSIONS Impressions **106,934** by **29,544** users



IMPRESSIONS



- Page Post 39.1k
- Fan 1.1k
- Other 408
- User Post 3
- Coupon 0
- Checkin 0
- Question 0
- Mention 0



- Paid 1.9k
- Organic 63.9k
- Viral 40.7k

BY DAY OF WEEK

Day	Avg	Total
Sun	1.5k	19.1k
Mon	1.2k	14.6k
Tue	1.1k	13.7k
Wed	865.3	11.2k
Thu	1.4k	18.3k
Fri	1.3k	17.3k
Sat	979.6	12.7k

IMPRESSION DEMOGRAPHICS

Here's a quick breakdown of people engaging with your Facebook Page

AGE & GENDER

Age Group	Male	Female
13-17	1.2k	544
18-24	4.4k	1.7k
25-34	5.2k	2.1k
35-44	3.3k	1.2k
45-54	1.3k	638
55+	738	402

TOP COUNTRIES

Country	Impressions
Turkey	9.6k
Canada	4.6k
United States	3.0k
India	1.1k
United Kingdom	803

TOP CITIES

City	Impressions
Windsor, Canada	2.3k
Istanbul, Turkey	1.8k
Ankara, Turkey	663
Izmir, Turkey	331
Toronto, Canada	282

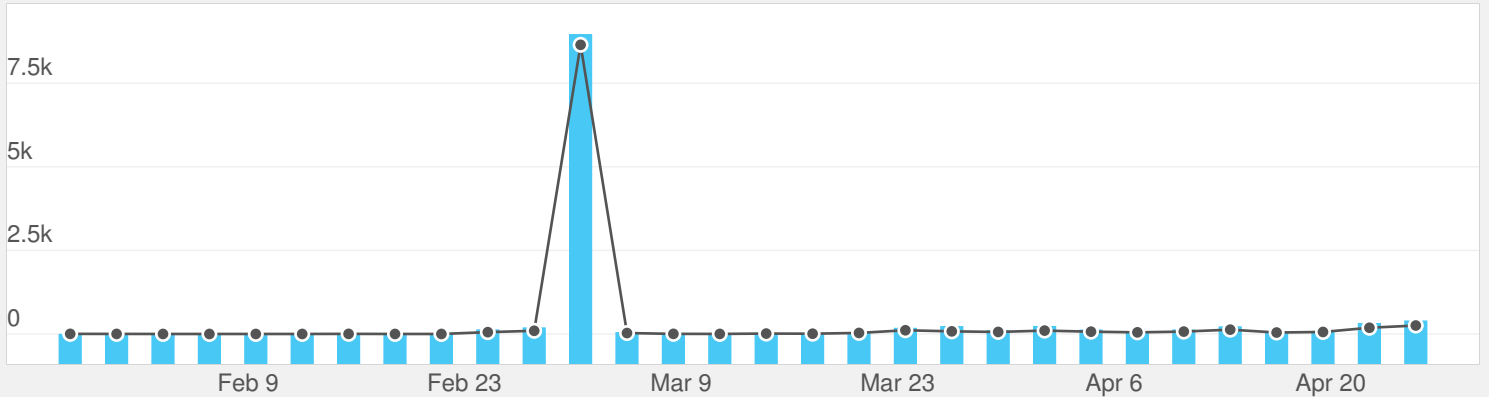
71% Male **29%** Female

SHARING

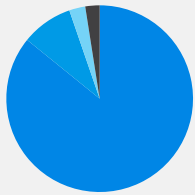
how people are sharing your content

STORIES

Stories Created **11,712** by 10,101 users



SHARE TYPE



- Other 10.3k
- Page Post 1.1k
- Fan 336
- User Post 297
- Coupon 0
- Checkin 0
- Question 0
- Mention 0

BY DAY OF WEEK

Day	Avg	Total
Sun	30.8	400
Mon	759.6	9.1k
Tue	29.5	383
Wed	24.9	324
Thu	46.5	605
Fri	49.6	645
Sat	18.5	240

SHARER DEMOGRAPHICS

Here's a quick breakdown of people creating stories on your Facebook Page

AGE & GENDER

Age Group	Count
13-17	1.1k / 169
18-24	5.8k / 658
25-34	637 / 142
35-44	137 / 53
45-54	60 / 30
55+	126 / 19

TOP COUNTRIES

India	4.1k
Bangladesh	978
Indonesia	579
Pakistan	285
Egypt	260

TOP LOCALES

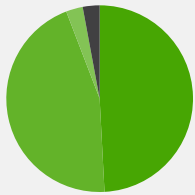
English (United States)	4.6k
English (United Kingdom)	1.5k
Indonesian (Indonesia)	580
Arabic (umbrella locale)	359
French (France)	356



YOUR CONTENT

a breakdown of the content you post

BY STORY TYPE



- Link 118
- Photo 108
- Status 7
- Video 7

	AVG	TOTAL
Reach	156.82	37.64k
People Talking About This	41.6	9.98k
Engagement	17.8%	30.3%

CONTENT BREAKDOWN

A breakdown of how your individual posts performed

DATE	POST	REACH	ENGAGED	TALKING	LIKES	COMMENTS	SHARES	ENGAGEMENT
04/26/15	[Photo]	16	3	1	1	--	--	18.75%
04/26/15	#FuckHarper	67	2	1	1	--	--	2.99%
04/26/15	[Link]	188	6	1	--	--	1	3.19%
04/26/15	[Link]	77	1	0	--	--	--	1.3%
04/26/15	[Link]	25	--	0	--	--	--	%
04/26/15	[Link]	26	1	1	1	--	--	3.85%
04/26/15	[Photo]	101	12	5	4	1	--	11.88%
04/26/15	[Link]	78	17	14	14	--	2	21.79%
04/26/15	[Link]	25	1	1	1	--	--	4%
04/26/15	[Link]	26	--	0	--	--	--	%
04/25/15	[Link]	270	12	2	--	--	2	4.44%
04/25/15	[Link]	19	2	0	--	--	--	10.53%
04/24/15	[Link]	65	2	0	--	--	--	3.08%
04/24/15	ugh... wayyyy too many mainstream pag...	1.6k	194	132	122	19	15	12.35%
04/24/15	how I feel when I post on other pages	84	12	7	6	--	1	14.29%
04/24/15	BUH BYE!! Shut down all the corporate...	234	14	7	7	--	--	5.98%
04/24/15	[Link]	42	22	22	14	6	15	52.38%
04/24/15	[Link]	51	4	3	3	--	--	7.84%
04/24/15	[Link]	8	--	0	--	--	--	%
04/23/15	[Link]	50	2	2	2	--	--	4%
04/23/15	We're Up And Running!! Check Out Our ...	2.1k	43	19	17	3	5	2.1%
04/23/15	[Link]	16	1	1	1	--	--	6.25%
04/23/15	[Link]	48	3	2	2	--	--	6.25%
04/22/15	[Photo]	460	60	32	23	11	9	13.04%